



ENG

Agenda Item: ATCM 17, ATCM 18

Presented by: IAATO

Original: English

Submitted: 6 June 2025

IAATO Overview of Antarctic Vessel Tourism: The 2024-25 Season, and Preliminary Estimates for 2025-26

IAATO Overview of Antarctic Vessel Tourism: The 2024-25 Season, and Preliminary Estimates for 2025-26

Information Paper Submitted by the International Association of Antarctica Tour Operators (IAATO)

Introduction

IAATO is pleased to provide the statistical data compiled from vessel Post Visit Reports for the 2024-25 season and the preliminary estimates for the 2025-26 season.

We also take this opportunity to build on discussions with different Treaty Parties around growth and diversification of activities, by including a historical perspective which may aid ongoing considerations. The data presented throughout this paper is based on information provided to IAATO by its operators in Post Visit Reports (PVRs). Visitor numbers reflect only those travelling with IAATO Operator companies and do not include information from any non-IAATO operators. The visitor numbers also do not include observers, government officials, or individuals participating in research projects supported by IAATO Operators.

IAATO's membership continues to encompass most private-sector tour operators. All IAATO Operator activities in Antarctica are permitted or authorised by Competent Authorities through Environmental Impact Assessments (or equivalent), Advance Notifications and, where relevant, Waste Management Permits, submitted in advance of the season. IAATO Operators strive for safe and responsible operations in the Antarctic Treaty area and plan activities that will have no more than a minor or transitory environmental impact. For further information on IAATO activities, see ATCM 46 (2024) IP107 *A Catalogue of IAATO Operator Activities*.

1.0 Historical Overview on Managing for Growth

1.1 IAATO Member Activities and Managing for Growth

The growth of the Antarctic tourism industry is a topic of great interest within the Antarctic and worldwide communities. Over the past three decades, IAATO has experienced several periods of growth. During each of these periods of growth and in the intervening breaks, IAATO has implemented a series of tourism management measures, many of which were subsequently adopted by the ATCPs. With advancements in technology, reporting, and communications, and building on lessons learned, IAATO has been able to accurately forecast and monitor growth, making informed decisions and implementing management measures to properly position the organization as changes occur, and respond promptly as needed.

Currently, the industry forecast indicates a slight decline in passenger numbers. As forecast in ATCM 46 (2024) IP102 *IAATO Overview of Antarctic Vessel Tourism: The 2023-24 Season, and Preliminary Estimates for 2024-25*, the 2024-25 passenger levels are approximately 5% lower than the 2023-24 season. This can primarily be attributed to one cruise only operator not operating during the 2024-25 season. The number of landed passengers remained virtually the same between the 2023-24 and 2024-25 seasons.

With a proactive approach, IAATO continues to strengthen, test, and refine its suite of 'tools' to ensure the continued successful management of activities such as those listed in ATCM 47 (2025) IP031 *IAATO Annual Report*.

Incremental changes to existing tools have been made during the past ten years to address the continued increase in activities. *Figure 1* gives an overview of Landed and Cruise Only Passenger Numbers 1993-24. *Table 1* provides an overview of the key growth management tools introduced by IAATO during periods of growth from 1993 to the present.

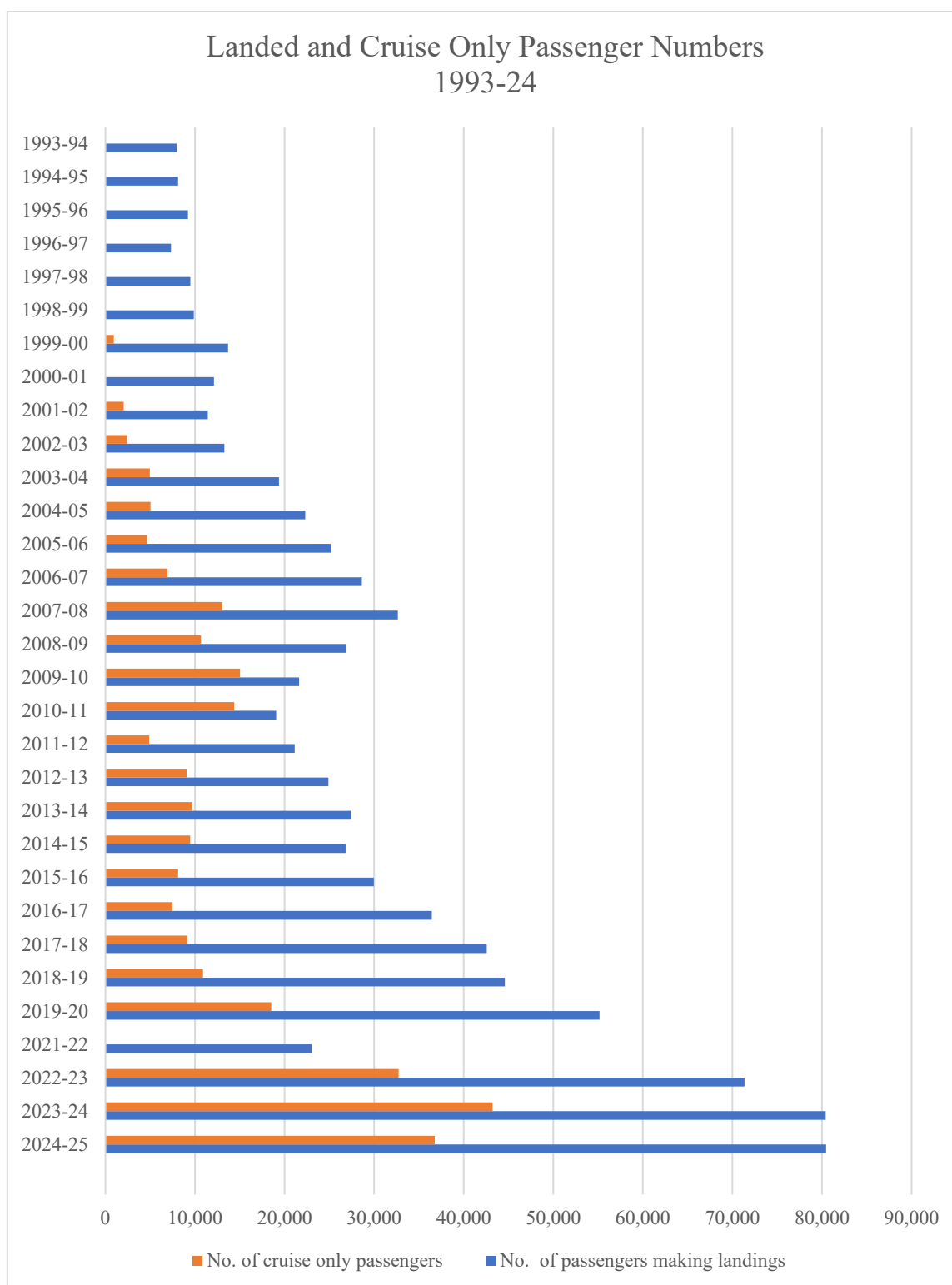


Figure 1: Overview of Landed and Cruise Only Passenger Numbers 1993-24

Table 1: Overview of the key growth management tools introduced by IAATO during periods of growth between 1993 and the present

Years	Key Growth Management Measures
-------	--------------------------------

1993-2001	<ul style="list-style-type: none"> • Tour Operator Guidelines • Visitor Guidelines • Conservation Guidelines • 100 Passengers Ashore Bylaw • 20:1 Guide / Passenger Ratio • One ship at one site at one time • Guide Experience requirement • Tourism Statistics & Reporting • New Operator Observer scheme • Emergency and Contingency Plan • Site Management Categorisations • Cruise Only Bylaw • Biosecurity Procedures
2001-2011	<ul style="list-style-type: none"> • IAATO Marine Notices • Site Guidelines Development • Site Monitoring and Reporting Scheme • IAATO Vessel Tracking (RedPort) • Wilderness Etiquette • Yacht Outreach Program • Voluntary Field Staff Assessments • Various Activity Specific Guidelines • Species Specific Guidelines • Enhanced Observer Scheme • Ship Scheduler Development
2012-2019	<ul style="list-style-type: none"> • Mandatory Whale Avoidance Requirements • Live Ship Scheduler & New Database • Mandatory Observer Scheme • Code of Conduct in Bylaws • Expansion & Strengthened Operational Procedures for Activities, Biosecurity, etc • Polar Guide App (v1) • Increased Educational & Operational Communications Across a Variety of Platforms
2021-2024	<ul style="list-style-type: none"> • Climate Change Pledge, Policy, and Carbon Tracking Procedures • Enhanced Field Staff Experience Requirements and Ratio • New 5-Year Strategic Plan • Helicopter Restricted Activity Zones • Suite of IAATO Site Guidelines • Antarctic Ambassadorship Strategy • Mandatory Officer Assessments • Mandatory Field Staff Assessments • Enhancement & Expansion of Mandatory Whale Avoidance Requirements • Mandatory Acoustic Awareness Zone • Expansion & Enhancement of Mandatory Observer Scheme • IAATO Antarctic Expedition App (v2) • Site Stewardship Program

	<ul style="list-style-type: none"> • V-CaPS Program
--	--

1.2 IAATO Member Nationalities

The Post Visit Report Forms submitted to IAATO indicate that more than 150 different nationalities were represented by tourists who visited the Antarctic during the 2024-25 season. *Table 2* offers a summary of the 2024-25 season nationalities by percentage.

Table 2: Percentage of Passenger Nationalities

Nationality	Percentage of Total 2024-25 Season
USA	41.5%
China	10.0%
Australia	8.3%
United Kingdom	6.9%
Canada	5.5%
Germany	3.7%
Argentina	2.8%
Brazil	2.0%
France	1.9%
Japan	1.6%
Other	16%

Reflecting on the last five years of active expeditions (2019-24), the Post Visit Reports submitted to IAATO indicate the top 10 nationalities who visited Antarctica have remained relatively consistent over the last 10 seasons, although proportionately and before the pandemic, China had seen the greatest increase in travellers to Antarctica. An overview of the past five years is presented in *Figure 2*.

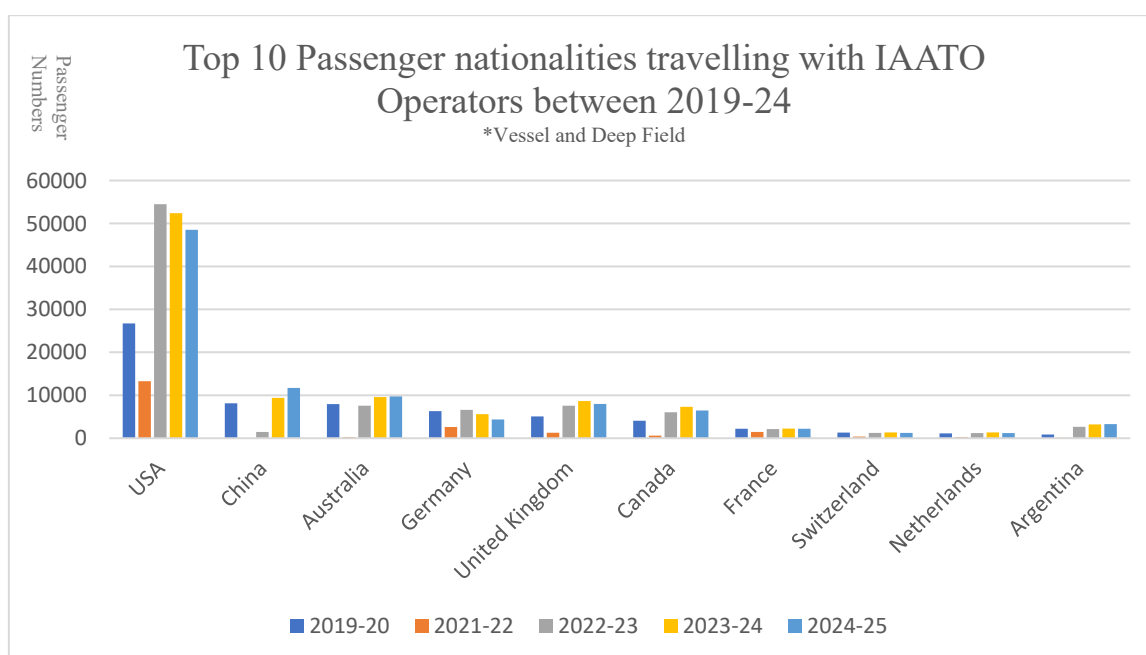


Figure 2: Top 10 Passenger nationalities (vessel and deep field) travelling with IAATO operators between 2019-24

2.0 IAATO Vessel Operations Overview

This section focuses on IAATO Vessel Operations and includes yacht activities.

For Deep Field and Air Operator information, please refer to ATCM 47 (2025) IP033 *IAATO Deep Field and Air Overview of Antarctic Tourism: 2024-25 Season and Preliminary Estimates for 2025-26 Season*.

2.1 IAATO Vessel Activities

For the last 34 years, shipborne tourism on the Peninsula has been the dominant vector of travel. Most tourism voyages (98%) operate in the Antarctic Peninsula region during the seven-month austral summer season (from October to April), and depart from Ushuaia, Argentina or, to a lesser extent, from other ports north of the Antarctic Treaty Area.

During the 2024-25 season, all commercial SOLAS passenger ship operators conducting tourism activities in the Antarctic Treaty Area were members of IAATO.

Table 3 provides a summary of the last decade 2014-24 of both IAATO SOLAS and non-SOLAS vessel tourism, including Yachts and Cruise Only.

*Table 3. 10-Year Statistics of Seaborne Tourism (including Yachts and Cruise Only)
Based on IAATO Post Visit Reports, excluding 2020-21.*

Year	No. of operators	No. of ships & yachts	No. of voyages	No. of passengers making landings	No. of cruise only passengers
2014-15	37	44	267	27,243	9,459
2015-16	38	48	290	30,369	8,109
2016-17	38	47	308	36,938	7,475
2017-18	44	50	354	42,711	9,131
2018-19	44	56	406	44,619	10,889
2019-20	47	62	414	55,875	18,506
2021-22	40	48	243	23,508	0
2022-23	50	70	542	71,362	32,730
2023-24	55	77	564	80,407	43,224
2024-25	52	77	562	80,455	36,769

In accordance with IAATO Bylaws Article X – Section B, all operators and provisional operators are to comply with operational conditions pursuant to the Antarctic Treaty System, including the Antarctic Treaty and the Protocol on Environmental Protection to the Antarctic Treaty, along with IMO Conventions and similar international and national laws and agreements.

2.2 Scope of IAATO Vessel Activities

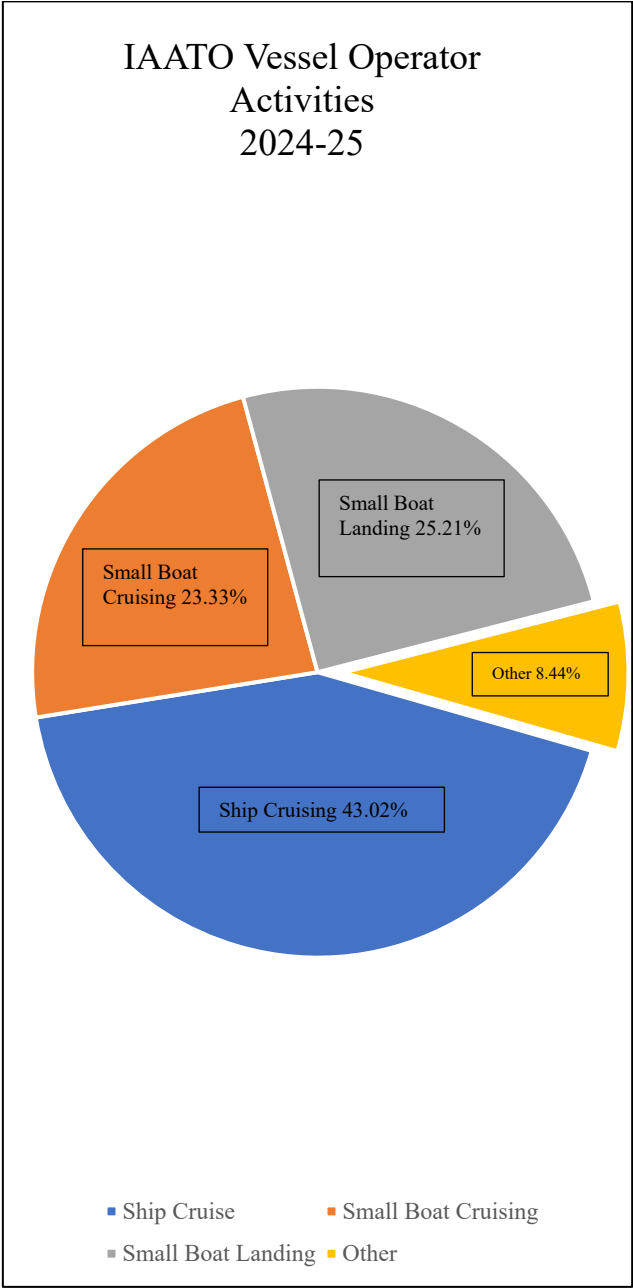
Commercial tourist activities included the operation of small inflatable boats (such as Zodiac, R.I.Bs. and Naiad), shore landings, and, to a lesser extent, activities such as, but not limited to, kayaking, climbing, and short overnight stays.

Over the years, descriptions and types of activities have been expanded in the Post Visit Reports to facilitate greater accuracy in reporting and planning. For instance, RPAS Flights, although banned recreationally in coastal waters by IAATO, have been expanded to differentiate between commercial, scientific, and operational/navigation flights. Likewise, what was once described as swimming has now been expanded to swimming – distance and polar plunge.

Figure 3 illustrates activities offered by IAATO vessels, including yachts, during the 2024-25 season. Small boat cruising and landings remain the most popular activities (approx. 49% of all activities) for vessels, while scenic ship cruising also remains a key activity (43%). A range of other off vessel activities (e.g., kayaking and short overnight stays) contribute to a smaller portion (approx. 8%) of off-ship activities. It is anticipated that ship cruising, small boat cruising and small boat landings will continue to be the dominant activities and “other” activities will remain small-scale in comparison.

As a percentage of the total activities, *Figure 4* illustrates the top 10 “other” off vessel activities between 2019 and 2024. *Figure 5* demonstrates how helicopter activities have been differentiated and expanded for accuracy of reporting between 2019 and 2024. *Figure 6* demonstrates how skiing activities have been differentiated and expanded for accuracy of reporting between 2019 and 2024.

For more information on IAATO Operator activities, see ATCM 46 (2024) IP107 *A Catalogue of IAATO Operator Activities*.



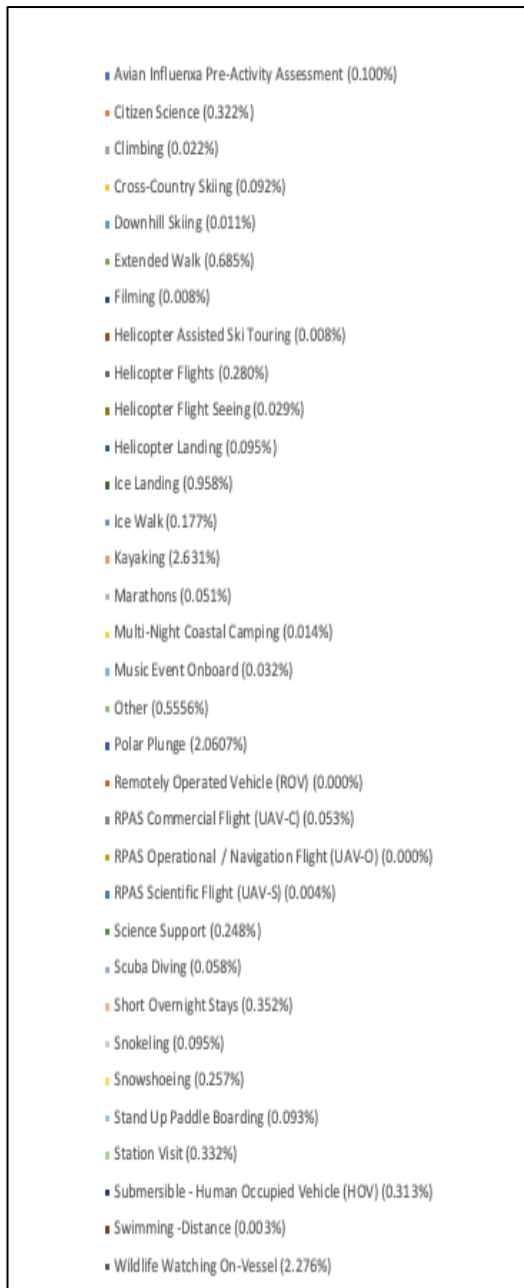


Figure 3: Commercial Operated Activities Conducted from Expedition Vessels and Yachts for 2024-25

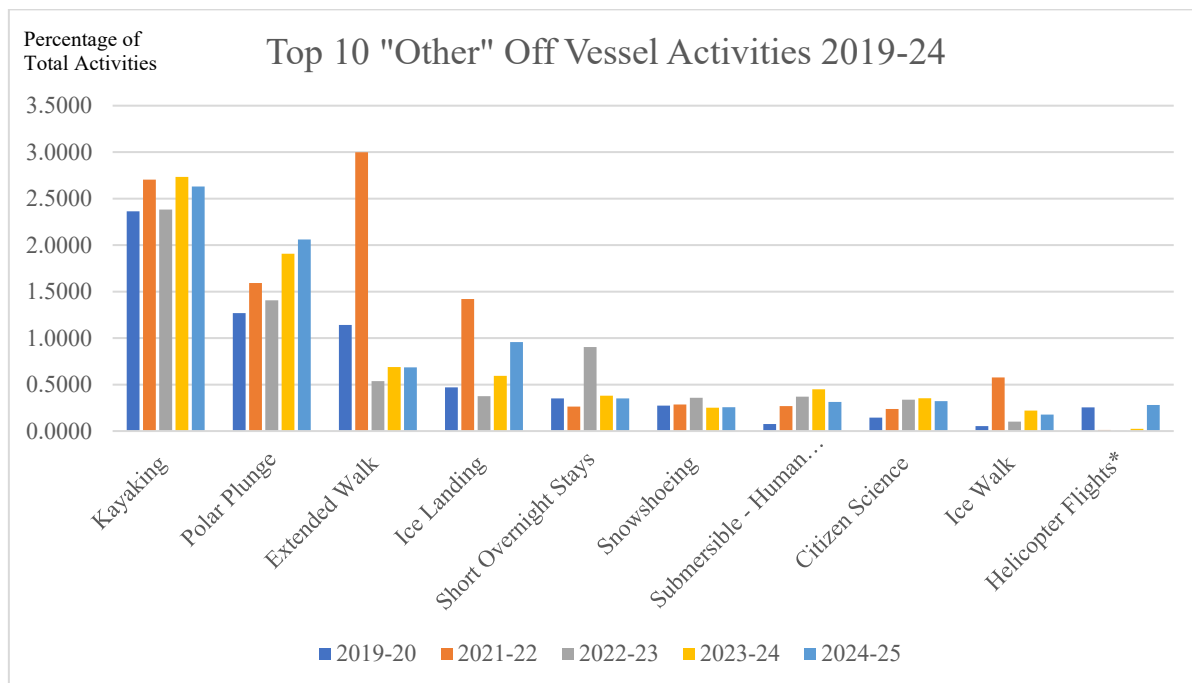


Figure 4: Top 10 "other" off vessel activities between 2019-24

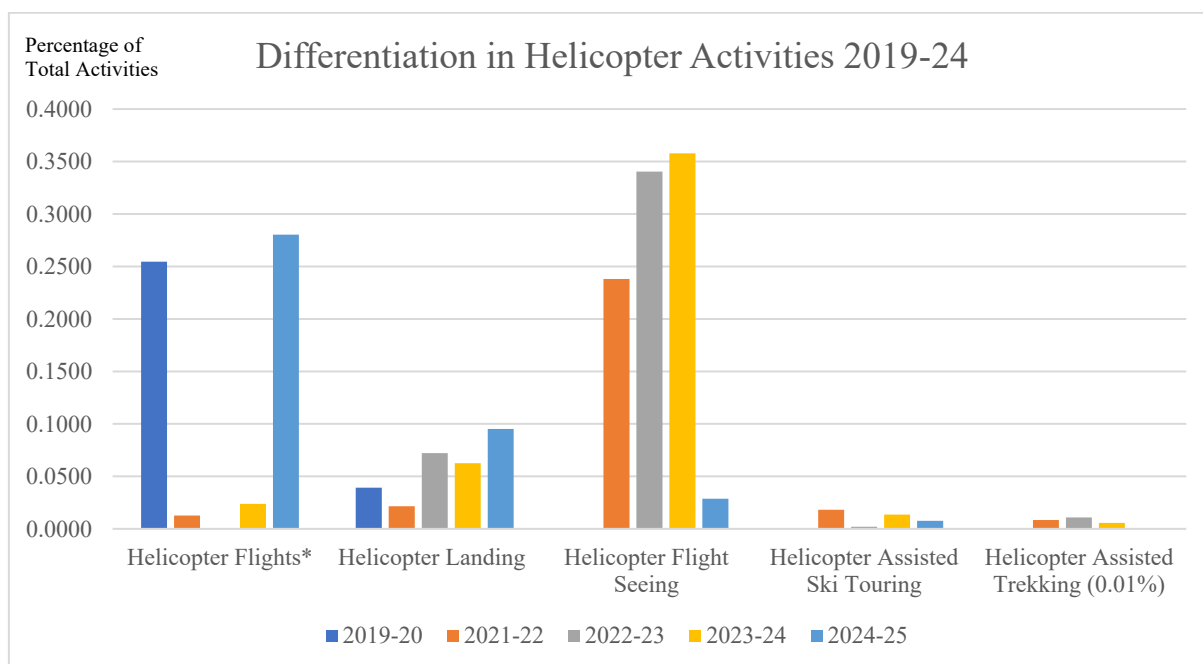


Figure 5: Differentiation of Helicopter Activities 2019-24

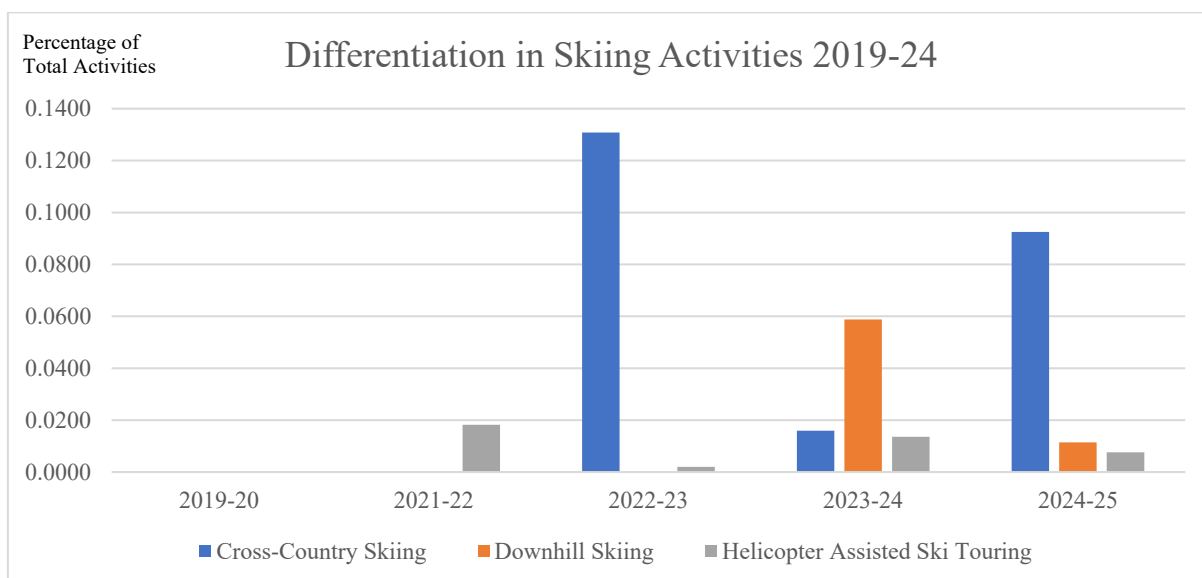


Figure 6: Differentiation of Skiing Activities 2019-24

4.0 Preliminary Estimate of Planned Vessel Activities for the 2025-26 Season

Preliminary estimates for Vessels, found in Appendix 2, for the 2025-26 season are as of May 9, 2025. These estimates represent the anticipated operating scenario for the 2025-26 season.

5.0 Tourism Statistics

IAATO has been collating data from its members' visits to Antarctica for three decades. During that time, changes have been made in the data collected, which encompass more detailed activity categories as well as updates to site names. Until recent years, the collating was done manually. Increased capabilities in technology have allowed large data sets to be analysed more effectively and quickly than previously possible. This has brought to IAATO's attention certain anomalies in the historical data (i.e. terrestrial landings at marine-only sites). Therefore, IAATO strongly recommends utilising the most recent information available from IAATO when performing analysis.

To request IAATO data, please visit: <https://iaato.org/news-room/data-statistics>

Appendices:

- **Appendix 1:** Overview of Antarctic Vessel Tourism 2024-25 (As of 09 May 2025)
- **Appendix 2:** Preliminary Estimate of Antarctic Vessel Tourism 2025-26 (As of 09 May 2025)

Appendix 1: Overview of Antarctic Tourism 2024-25 (As of 09 May 2025)

SUMMARY OF ACTUALS for 2024-25 SEASON			
(All tourist types)			
*Note all numbers and company status are subject to change and are based on reports as of 09 May 2025			
Types of Tourism	Number of Vessels	Number of Departures	Total Number of Passengers
IAATO Traditional Seaborne Tourism Peninsula	47	411	68968
IAATO Seaborne Tourism Ross Sea / Continental	4	8	1258
IAATO Sailing Vessels / Yacht Tourism Peninsula	12	21	144
IAATO Air-Cruise Peninsula	21	122	10067
IAATO Large Ships/ Cruise - Only Peninsula	9	21	36769

IAATO Traditional Seaborne Tourism – Peninsula Region – 2024-25				
Vessel	Operator / Charterer	Country	Actual # Voyages	Actual # of Passengers
Bark Europa	Rederij Bark EUROPA B.V.	Netherlands	5	141
Dragon	EYOS Expeditions Ltd.	United States	2	0*
Expedition	G Adventures	Canada	13	1694
Exploris One	EXPLORIS	France	7	650
Falkor (too)	EYOS Expeditions Ltd.	United States	1	1
Fram	HX Hurtigruten Expeditions	United Kingdom	8	1207
Greg Mortimer	Aurora Expeditions	Australia	9	845
HANSEATIC inspiration	Hapag-Lloyd Cruises	Germany	3	587
HANSEATIC nature	Hapag-Lloyd Cruises	Germany	6	1042
Hondius	Oceanwide Expeditions	Netherlands	10	1614
Island Sky	Noble Caledonia	United Kingdom	4	384
L'Austral	Ponant	France	9	1517
Lauren L	EYOS Expeditions Ltd.	United States	1	0*
Le Boreal	Ponant	France	10	1712
Le Lyrial	Abercrombie & Kent USA, LLC	United States	3	367
Le Lyrial	Ponant	France	8	1225
Magellan Explorer	Antarctica21	Chile	4	344

MS Fridtjof Nansen	HX Hurtigruten Expeditions	United Kingdom	12	4624
MS Roald Amundsen	HX Hurtigruten Expeditions	United Kingdom	11	3895
National Geographic Endurance	Lindblad Expeditions	United States	11	1365
National Geographic Explorer	Lindblad Expeditions	United States	2	223
National Geographic Resolution	Lindblad Expeditions	United States	10	1206
Ocean Albatros	Albatros Expeditions	United States	13	2133
Ocean Endeavour	Intrepid	Australia	12	2339
Ocean Explorer	Quark Expeditions	United States	9	1134
Ocean Nova	Antarctica21	Chile	3	200
Ocean Nova	Grands Espaces	France	1	64
Ocean Victory	Albatros Expeditions	United States	11	1857
Ortelius	Oceanwide Expeditions	Netherlands	11	1179
Plancius	Oceanwide Expeditions	Netherlands	12	1258
Scenic Eclipse	Scenic Tours (USA) Inc	United States	8	1483
Sea Spirit	Poseidon Expeditions	United States	10	1063
Seabourn Pursuit	Seabourn Cruise Line Ltd.	United States	11	2698
Seabourn Venture	Seabourn Cruise Line Ltd.	United States	9	2224
Seaventure	Polar Latitudes	United States	12	1517
SH Diana	Swan Hellenic	United States	10	1622
SH Vega	Swan Hellenic	United States	11	1527
Silver Cloud	Silversea Cruises Ltd.	United States	11	2321
Silver Endeavour	Silversea Cruises Ltd.	United States	3	587
Silver Wind	Silversea Cruises Ltd.	United States	8	1871
Sylvia Earle	Aurora Expeditions	Australia	8	726
Ultramarine	Quark Expeditions	United States	11	1971
Ushuaia	Antarpply Expeditions	Argentina	16	1299
Viking Octantis	Viking Expedition LTD	Norway	8	2924

Viking Polaris	Viking Expedition LTD	Norway	9	3289
World Explorer	Quark Expeditions	United States	11	1749
World Navigator	Atlas Ocean Voyages	United States	13	2056
World Traveller	Atlas Ocean Voyages	United States	12	1895
World Voyager	Atlas Ocean Voyages	United States	9	1339
		Totals:	411	68968

*Dragon and Lauren L, while carrying no passengers, were support vessels for tourism operations

IAATO Members Air-Cruise Tourism - Peninsula Region - 2024-25*				
Vessel	Operator / Charterer	Country	Actual # Voyages	Actual # of Passengers
Greg Mortimer	Aurora Expeditions	Australia	4	359
Lauren L	EYOS Expeditions Ltd.	United States	2	61
Legend	EYOS Expeditions Ltd.	United States	5	66
Legend	Spirit of Sydney Expeditions	Australia	1	22
M/V Argus	Spirit of Sydney Expeditions	Australia	2	0
Magellan Explorer	Antarctica21	Chile	20	1497
MY Asteria	EYOS Expeditions Ltd.	United States	1	10
MY Game Changer	EYOS Expeditions Ltd.	United States	2	5
MY Hans Hansson	Quixote Expeditions	United States	6	54
MY Hanse Explorer	EYOS Expeditions Ltd.	United States	4	49
National Geographic Explorer	Lindblad Expeditions	United States	15	2195
Ocean Explorer	Quark Expeditions	United States	4	537
Ocean Nova	Antarctica21	Chile	16	1046
Octopus	EYOS Expeditions Ltd.	United States	3	29
Rocinante	EYOS Expeditions Ltd.	United States	2	12

S/V Australis	Ocean Expeditions LLC	Australia	2	10
S/V Ocean Tramp	Quixote Expeditions	United States	7	36
Silver Endeavour	Silversea Cruises Ltd.	United States	12	2444
Sylvia Earle	Aurora Expeditions	Australia	4	404
World Explorer	Quark Expeditions	United States	4	455
World Traveller	Atlas Ocean Voyages	United States	3	362
World Voyager	Atlas Ocean Voyages	United States	3	414
		Totals:	122	10067
*There were 152 Southbound Flights into Teniente Rodolfo Marsh Airstrip and 166 Northbound Flights from Teniente Rodolfo Marsh Airstrip to support the 122 voyages				

IAATO Members Yacht Tourism - Peninsula Region - 2024-25				
Vessel	Operator / Charterer	Country	Actual # Voyages	Actual # of Passengers
El Doblón	Alegria Marineros Expediciones	Spain	3	30
M/V Argus	Spirit of Sydney Expeditions	Australia	1	11
MY Game Changer	EYOS Expeditions Ltd.	United States	1	0*
MY Hanse Explorer	EYOS Expeditions Ltd.	United States	1	9
Rocinante	EYOS Expeditions Ltd.	United States	1	1
S/V Podorange	Voile Australe	France	2	11
S/V Selma Expeditions	Selma Expeditions	Poland	3	24
S/V Spirit of Sydney	Spirit of Sydney Expeditions	Australia	2	8
S/V Vaïhéré	Latitude Oceane	Belgium	1	6
S/Y Firebird	Spirit of Sydney Expeditions	Australia	2	5

Tecla	Tecla Sailing	Netherlands	2	22
Vinson of Antarctica	Pelagic Expeditions LTD	United Kingdom	2	17
		Totals:	21	144

*Game Changer, while carrying no passengers, was a support vessel for tourism operations

IAATO Cruise Only Tourism - Peninsula Region - 2024-25				
Vessel	Operator / Charterer	Country	Actual # Voyages	Actual # of Passengers
Azamara Journey	Azamara	United States	1	627
M/V Norwegian Star	Norwegian Cruise Lines Holdings	United States	6	13712
MS Marina	Norwegian Cruise Lines Holdings	United States	2	2291
MV Pacific World	Japan Grace Co., Ltd. / Peaceboat	United States	1	1675
Oosterdam	Holland America Line	United States	3	5639
Sapphire Princess	Princess Cruises	United States	4	10220
Seven Seas Mariner	Norwegian Cruise Lines Holdings	United States	1	511
Seven Seas Splendor	Norwegian Cruise Lines Holdings	United States	2	1310
Volendam	Holland America Line	United States	1	784
		Totals:	21	36769

IAATO Members Seaborne Tourism – Continental/Ross Sea - 2024-25				
Vessel	Operator / Charterer	Country	Actual # Voyages	Actual # of Passengers
HANSEATIC inspiration	Hapag-Lloyd Cruises	Germany	1	156

Heritage Adventurer	Heritage Expeditions	New Zealand	2	250
Le Soleal	Ponant	France	2	358
Scenic Eclipse II	Scenic Tours (USA) Inc	United States	3	494
		Totals:	8	1258

Appendix 2: Preliminary Estimate of Antarctic Vessel Tourism 2025-26 (As of May 9, 2025)

SUMMARY OF ESTIMATES for 2025-26 SEASON			
(All tourist types)			
*Note all numbers and company status are subject to change and are preliminary estimates only			
Types of Tourism	Number of Vessels	Number of Departures	Total Number of Passengers
IAATO Traditional Seaborne Tourism Peninsula	44	394	65317
IAATO Seaborne Tourism Ross Sea / Continental	6	12	1705

IAATO Sailing Vessels / Yacht Tourism Peninsula	11	23	191
IAATO Air-Cruise Peninsula	17	135	12628
IAATO Large Ships/ Cruise - Only Peninsula	7	16	29962

IAATO Members Traditional Seaborne Tourism - Peninsula Region - 2025-26				
Vessel	Operator / Charterer	Country	Est. # Voyages	Est. # of Passengers
Bark Europa	Rederij Bark EUROPA B.V.	Netherlands	4	120
Douglas Mawson	Aurora Expeditions	Australia	3	300
Expedition	G Adventures	Canada	13	1625
Exploris One	EXPLORIS	France	10	900
Fram	HX Hurtigruten Expeditions	United Kingdom	8	1520
Greg Mortimer	Aurora Expeditions	Australia	9	900
Hamburg	Plantours Kreuzfahrten	Germany	1	320
HANSEATIC inspiration	Hapag-Lloyd Cruises	Germany	3	510
HANSEATIC spirit	Hapag-Lloyd Cruises	Germany	3	510
Hondius	Oceanwide Expeditions	Netherlands	11	1870
L'Austral	Ponant	France	11	1375
Le Boreal	Ponant	France	10	1250
Le Commandant Charcot	Ponant	France	6	750
Le Lyrial	Abercrombie & Kent USA, LLC	United States	3	420
Le Lyrial	Ponant	France	7	875
Magellan Explorer	Antarctica21	Chile	3	216
MS Fridtjof Nansen	HX Hurtigruten Expeditions	United Kingdom	15	6300
MS Roald Amundsen	HX Hurtigruten Expeditions	United Kingdom	11	4400
National Geographic Endurance	Lindblad Expeditions	United States	9	1080
National Geographic Explorer	Lindblad Expeditions	United States	1	145
National Geographic Resolution	Lindblad Expeditions	United States	11	1320
Ocean Albatros	Albatros Expeditions	United States	14	2520
Ocean Explorer	Quark Expeditions	United States	7	693

Ocean Nova	Grands Espaces	France	1	75
Ocean Victory	Albatros Expeditions	United States	14	2450
Ortelius	Oceanwide Expeditions	Netherlands	11	1100
Plancius	Cheesemans' Ecology Safaris	United States	1	50
Plancius	Oceanwide Expeditions	Netherlands	9	900
Scenic Eclipse	Scenic Tours (USA) Inc	United States	10	1800
Sea Spirit	Poseidon Expeditions	United States	9	585
Seabourn Pursuit	Seabourn Cruise Line Ltd.	United States	11	2640
Seabourn Venture	Seabourn Cruise Line Ltd.	United States	12	2880
SH Diana	Swan Hellenic	United States	10	960
SH Vega	Swan Hellenic	United States	11	836
Silver Cloud	Silversea Cruises Ltd.	United States	5	1025
Silver Endeavour	Silversea Cruises Ltd.	United States	9	1674
Silver Wind	Silversea Cruises Ltd.	United States	10	2310
Sylvia Earle	Aurora Expeditions	Australia	7	700
Ultramarine	Quark Expeditions	United States	11	1639
Ushuaia	Antarpply Expeditions	Argentina	17	1275
Viking Octantis	Viking Expedition LTD	Norway	9	3402
Viking Polaris	Viking Expedition LTD	Norway	11	4158
World Explorer	Quark Expeditions	United States	11	1419
World Navigator	Atlas Ocean Voyages	United States	8	880
World Traveller	Atlas Ocean Voyages	United States	13	1430
World Voyager	Atlas Ocean Voyages	United States	11	1210
		Totals:	394	65317

IAATO Members Air-Cruise Tourism - Peninsula Region - 2025-26

Vessel	Operator / Charterer	Country	Est. # Voyages	Est. # of Passengers
Greg Mortimer	Aurora Expeditions	Australia	3	300

Legend	EYOS Expeditions Ltd.	United States	3	66
Magellan Explorer	Antarctica21	Chile	22	1584
MY Hans Hansson	Quixote Expeditions	United States	5	55
MY Hanse Explorer	"Hanse Explorer" GmbH & Co. KG	Germany	6	72
National Geographic Explorer	Lindblad Expeditions	United States	18	2610
National Geographic Orion	Lindblad Expeditions	United States	15	1500
Ocean Explorer	Quark Expeditions	United States	8	792
Ocean Nova	Antarctica21	Chile	16	976
Octopus	EYOS Expeditions Ltd.	United States	7	84
S/V Ocean Tramp	Quixote Expeditions	United States	5	35
Silver Cloud	Silversea Cruises Ltd.	United States	8	1640
Silver Endeavour	Silversea Cruises Ltd.	United States	4	744
Silver Wind	Silversea Cruises Ltd.	United States	4	924
Sylvia Earle	Aurora Expeditions	Australia	4	400
World Explorer	Quark Expeditions	United States	4	516
World Voyager	Atlas Ocean Voyages	United States	3	330
		Totals:	135	12628

IAATO Members Yacht Tourism - Peninsula Region - 2025-26

Vessel	Operator / Charterer	Country	Est. # Voyages	Est. # of Passengers
El Doblón	Alegria Marineros Expediciones	Spain	4	32
M/V Argus	Spirit of Sydney Expeditions	Australia	1	10
MY Hanse Explorer	"Hanse Explorer" GmbH & Co. KG	Germany	1	12
S/V Australis	Ocean Expeditions LLC	Australia	2	18
S/V Ocean Tramp	Quixote Expeditions	United States	1	7

S/V Podorange	Voile Australe	France	1	8
S/V Selma Expeditions	Selma Expeditions	Poland	3	24
S/Y Amundsen	Pelagic Expeditions LTD	United Kingdom	3	24
SOLA	Ocean Expeditions LLC	Australia	1	12
Tecla	Tecla Sailing	Netherlands	2	12
Vinson of Antarctica	Pelagic Expeditions LTD	United Kingdom	4	32
		Totals:	23	191

IAATO Cruise Only Tourism - Peninsula Region - 2025-26

Vessel	Operator / Charterer	Country	Est. # Voyages	Est. # of Passengers
Azamara Journey	Azamara	United States	1	740
Celebrity Equinox	Celebrity Cruise Lines/Royal Caribbean Group	United States	3	8634
MS Marina	Norwegian Cruise Lines Holdings	United States	3	3750
Oosterdam	Holland America Line	United States	3	5892
Sapphire Princess	Princess Cruises	United States	3	8034
Seven Seas Splendor	Norwegian Cruise Lines Holdings	United States	2	1480
Volendam	Holland America Line	United States	1	1432
		Totals:	16	29962

IAATO Members Seaborne Tourism – Continental/Ross Sea - 2025-26

Vessel	Operator / Charterer	Country	Est. # Voyages	Est. # of Passengers
Douglas Mawson	Aurora Expeditions	Australia	3	300
Heritage Adventurer	Heritage Expeditions	New Zealand	2	280

Le Commandant Charcot	Ponant	France	2	250
Le Soleal	Ponant	France	1	125
Scenic Eclipse II	Scenic Tours (USA) Inc	United States	3	450
The World	ROW Management, LTD	United States	1	300
		Totals:	12	1705